

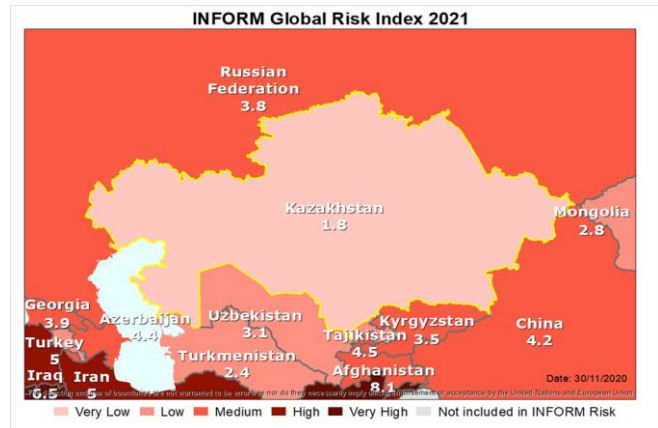
KAZAKHSTAN

Central Asia
Upper middle income

INFORM Risk Country Risk Profile

VERSION 2021

	Value	Rank	Trend (3 years)
INFORM Risk	1.8	161	→
Hazard & Exposure	2.3	125	→
Vulnerability	0.7	188	→
Lack of Coping Capacity	3.7	121	→




RISK PROFILE


INFORM Risk



Hazard & Exposure



Vulnerability



Lack of Coping Capacity



Natural



Human



Socio-Economic



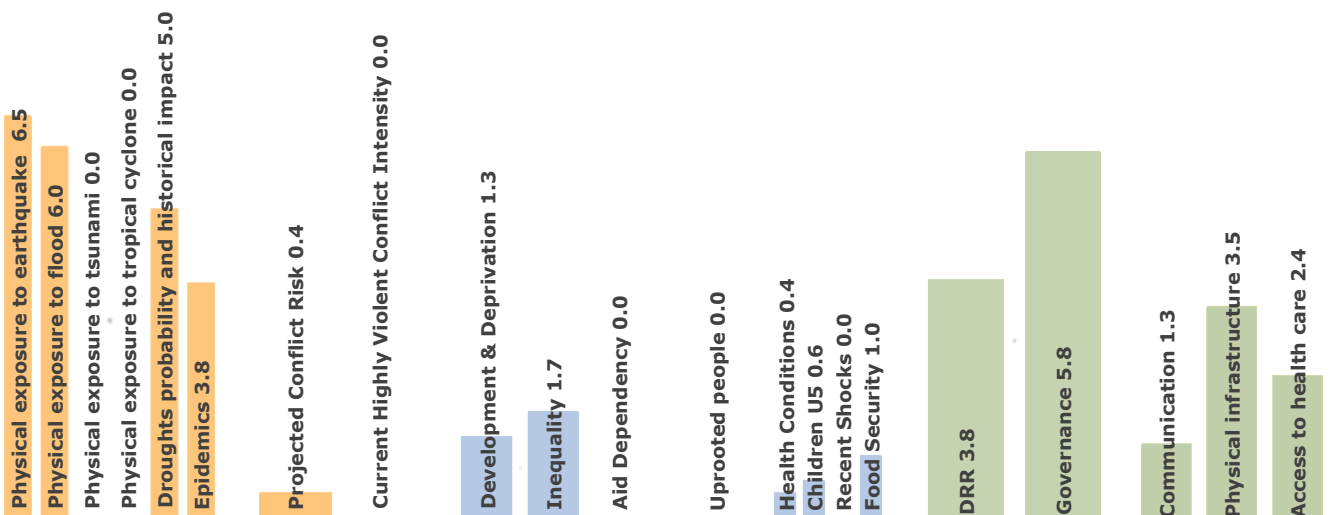
Vulnerable Groups



Institutional



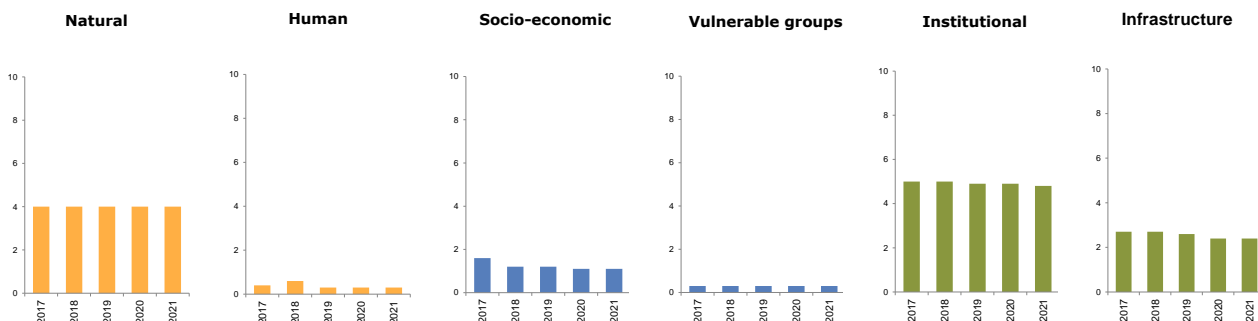
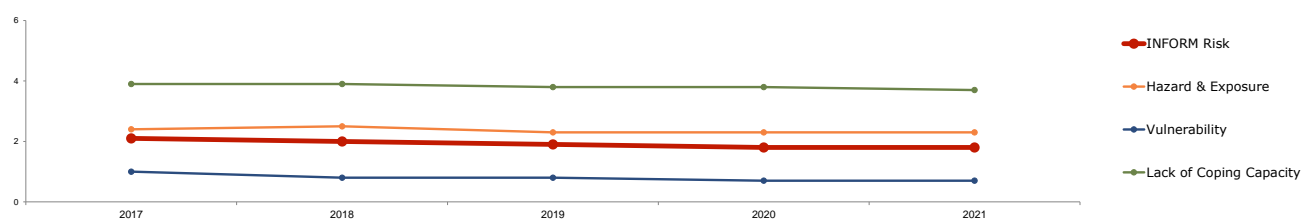
Infrastructure



RISK INDICATORS

	Indicator	Component	Index	Value	Unit
HIGHEST 5 RISK INDICATORS	Agriculture drought probability	Drought	10.0	0.11	Average annual events per country
	Road density	Physical Connectivity	#N/A	#N/A	#N/A
	Health expenditure per capita	Access to health care	#N/A	#N/A	#N/A
	Physical exposure to zoonoses	Epidemic	7.3		
	Corruption Perception Index	Governance	6.6	28.00	Index
LOWEST 5 RISK INDICATORS	Access to electricity	Communication	0.0	75.00	%
	Adult literacy rate	Communication	0.0	81.53	%
	Prevalence of Undernourishment	Other Vulnerable Groups	0.0	23.00	Index
	People affected by Natural Disasters	Other Vulnerable Groups	0.0		
	People requiring interventions against neglected tropical diseases	Other Vulnerable Groups	0.0	11645569.00	%

TRENDS



GLOBAL PEERS

Country	INFORM Risk	Hazards & Exposure	Vulnerability	Lack of Coping Capacity
Malta	1.9	1.3	2.2	2.4
Belgium	1.9	1.9	2.0	1.8
Hungary	1.9	2.0	1.6	2.2
Kazakhstan	1.8	2.3	0.7	3.7
Belarus	1.8	1.7	1.3	2.8
United Arab Emirates	1.8	2.4	1.4	1.8
Saint Kitts and Nevis	1.8	1.5	1.4	2.9

REGION AND INCOME GROUP CONTEXT

