

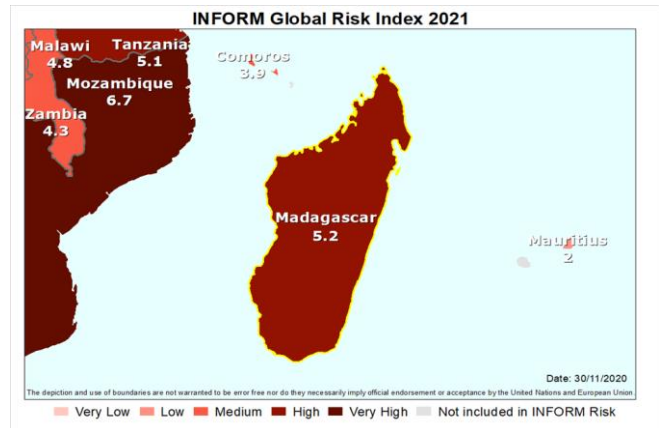
MADAGASCAR

Eastern Africa
Low income

INFORM Risk Country Risk Profile

VERSION 2021

	Value	Rank	Trend (3 years)
INFORM Risk	5.2	34	→
Hazard & Exposure	3.8	74	→
Vulnerability	5.1	51	→
Lack of Coping Capacity	7.1	18	→



RISK PROFILE

INFORM Risk



Hazard & Exposure



Vulnerability



Lack of Coping Capacity




Natural




Human



Socio-Economic



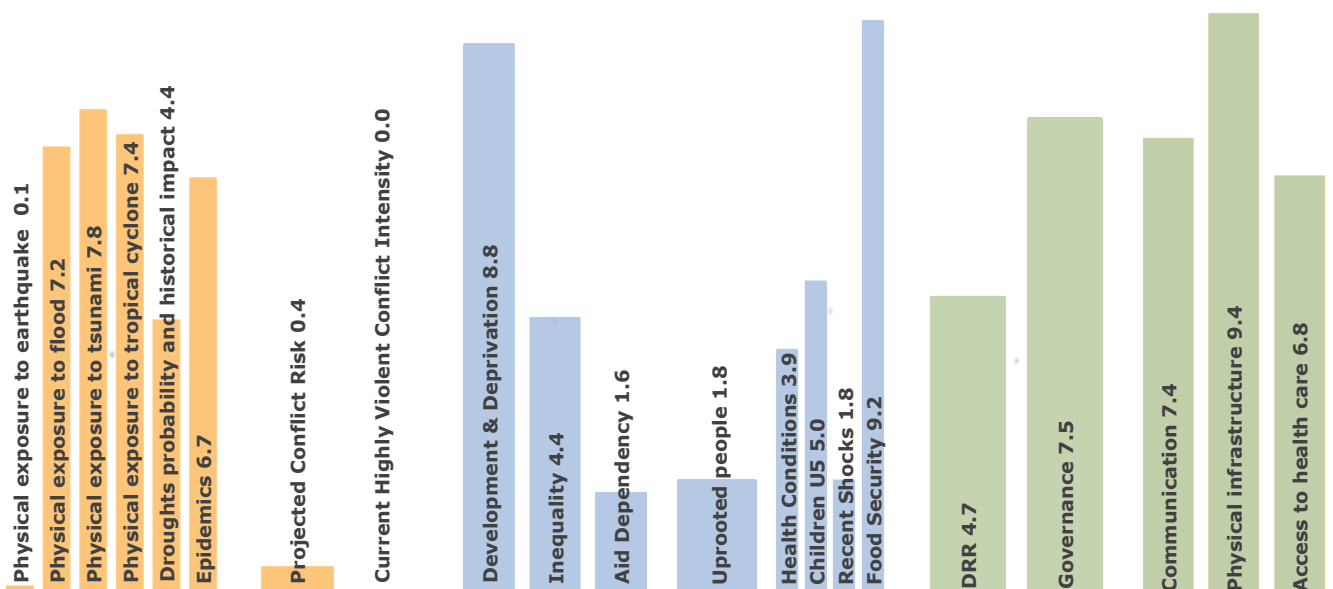
Vulnerable Groups



Institutional



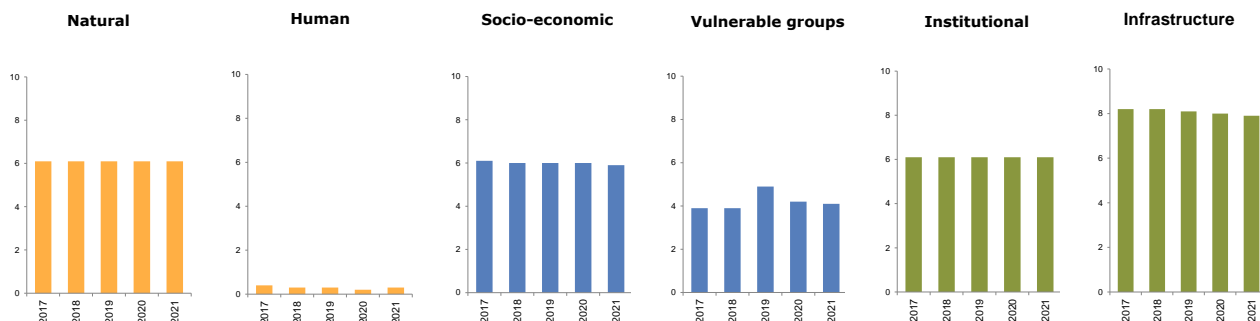
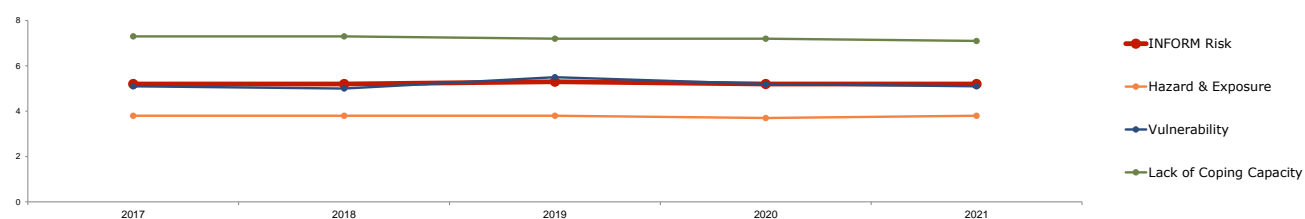
Infrastructure



RISK INDICATORS

	Indicator	Component	Index	Value	Unit
HIGHEST 5 RISK INDICATORS	Prevalence of Undernourishment	Other Vulnerable Groups	10.0	3.00	Index
	Sanitation	Physical Connectivity	9.9	83.49	%
	Health expenditure per capita	Access to health care	#N/A	#N/A	#N/A
	Multidimensional Poverty Index	Poverty & Development	9.6	No data	Index
	Physicians Density	Access to health care	#N/A	#N/A	#N/A
LOWEST 5 RISK INDICATORS	GCRI Internal Conflict Score	Projected Conflict Risk	0.0		
	Physical exposure to earthquake MMI VIII	Earthquake	0.1	0.00	Average annual population exposed per country
	Physical exposure to earthquake MMI VI	Earthquake	0.1	0.00	Average annual population exposed per country
	Current High Violent Conflict Intensity Score	Current Conflicts Intensity	0.4		
	Humanitarian & Development Aid	Economical Dependency	0.5		

TRENDS



GLOBAL PEERS

Country	INFORM Risk	Hazards & Exposure	Vulnerability	Lack of Coping Capacity
Sierra Leone	5.2	3.9	5.3	6.9
Nepal	5.2	5.7	4.5	5.6
Honduras	5.2	4.9	5.6	5.2
Madagascar	5.2	3.8	5.1	7.1
Palestine	5.2	5.4	6.4	4.1
Mexico	5.2	8.1	3.9	4.4
Tanzania	5.1	3.7	5.7	6.2

REGION AND INCOME GROUP CONTEXT

