

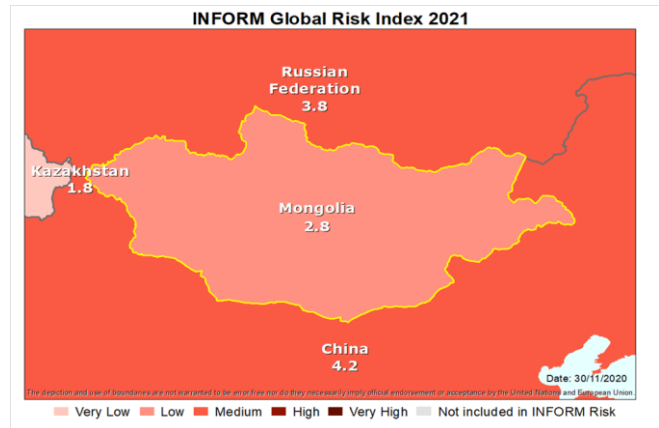
MONGOLIA

Eastern Asia
Lower middle income

INFORM Risk Country Risk Profile

VERSION 2021

	Value	Rank	Trend (3 years)
INFORM Risk	2.8	123	→
Hazard & Exposure	1.6	155	↓
Vulnerability	2.8	114	→
Lack of Coping Capacity	4.9	76	→




RISK PROFILE

INFORM Risk



Hazard & Exposure



Vulnerability



Lack of Coping Capacity



Natural



Human



Socio-Economic



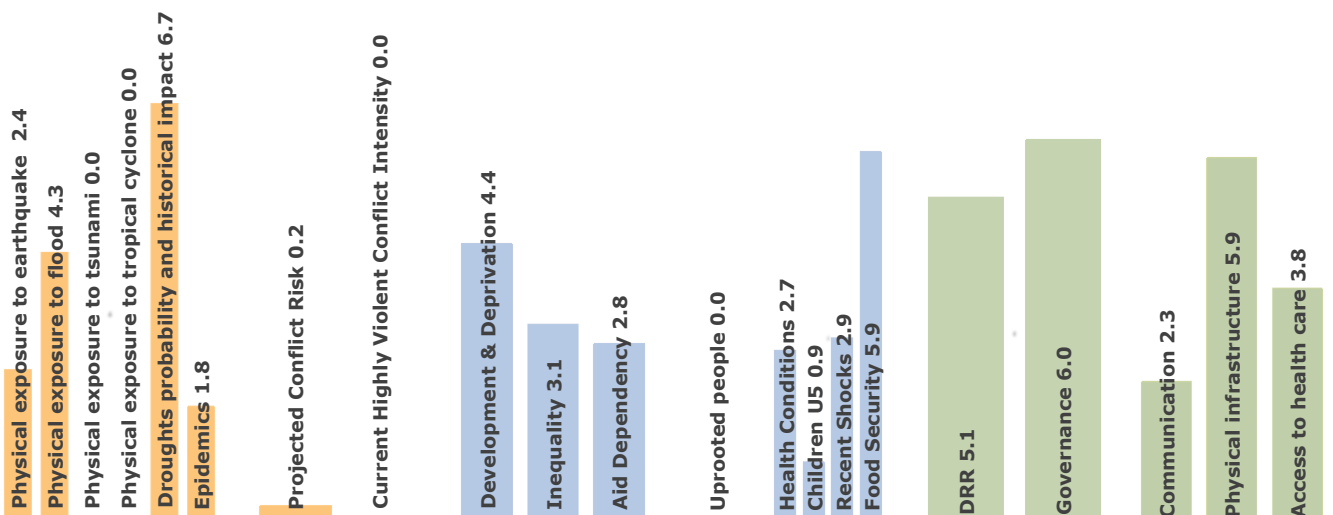
Vulnerable Groups



Institutional



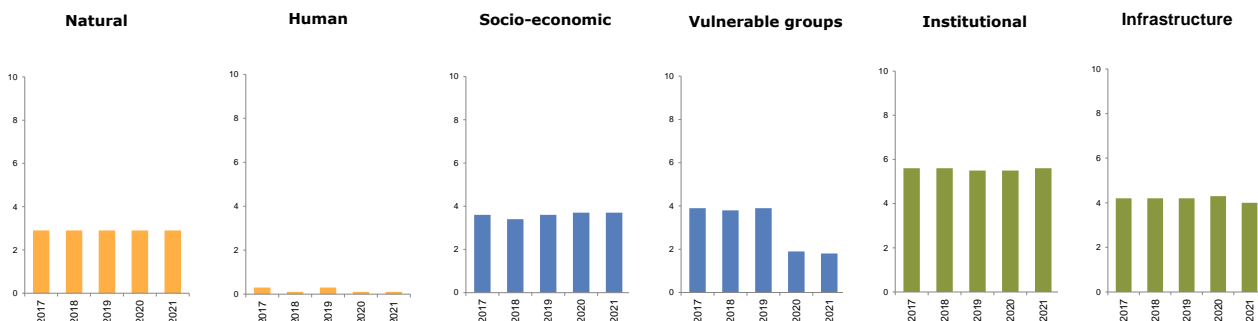
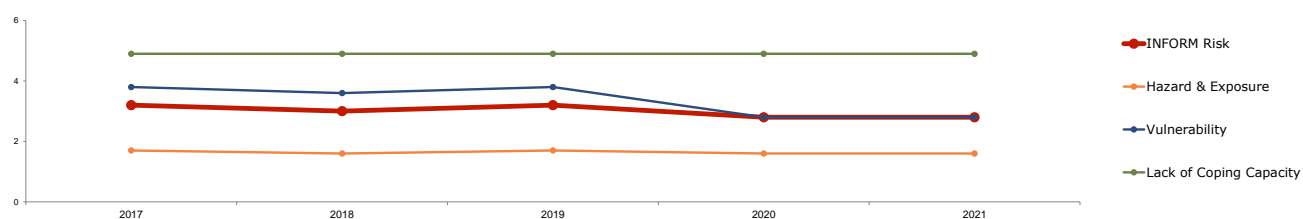
Infrastructure



RISK INDICATORS

	Indicator	Component	Index	Value	Unit
HIGHEST 5 RISK INDICATORS	Agriculture drought probability	Drought	10.0	0.11	Average annual events per country
	Road density	Physical Connectivity	#N/A	#N/A	#N/A
	Health expenditure per capita	Access to health care	#N/A	#N/A	#N/A
	Tuberculosis prevalence	Other Vulnerable Groups	7.8	551.00	per 100,000 people
	Corruption Perception Index	Governance	6.5	26.00	Index
LOWEST 5 RISK INDICATORS	People requiring interventions against neglected tropical diseases	Other Vulnerable Groups	0.0	23023478.00	%
	Total persons of concern	Uprooted people	0.0		
	GCRI Internal Conflict Score	Projected Conflict Risk	0.0		
	Physical exposure to vectorborne	Epidemic	0.0		
	Physical exposure to zoonoses	Epidemic	0.0		

TRENDS



GLOBAL PEERS

Country	INFORM Risk	Hazards & Exposure	Vulnerability	Lack of Coping Capacity
Moldova Republic of	2.9	2.9	1.9	4.6
Albania	2.9	4.1	1.5	4.1
Chile	2.8	4.3	1.9	2.8
Mongolia	2.8	1.6	2.8	4.9
Israel	2.8	5.2	2.1	2.1
Fiji	2.6	2.2	2.9	2.9
Romania	2.6	2.8	1.7	3.5

REGION AND INCOME GROUP CONTEXT

