

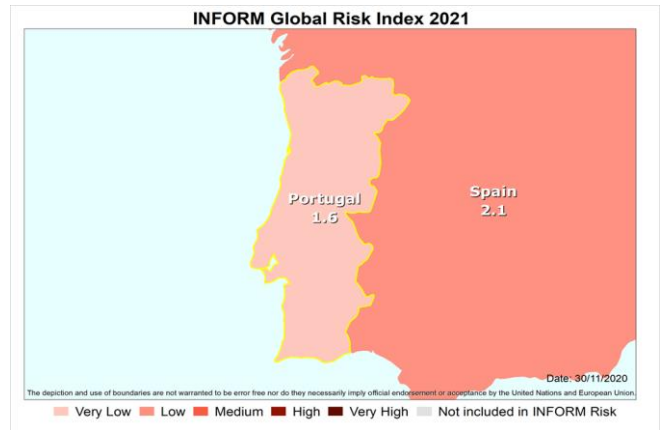
PORTUGAL

Southern Europe
High income: OECD

INFORM Risk Country Risk Profile

VERSION 2021

	Value	Rank	Trend (3 years)
INFORM Risk	1.6	172	→
Hazard & Exposure	1.9	144	→
Vulnerability	1.2	175	→
Lack of Coping Capacity	1.9	168	→




RISK PROFILE


INFORM Risk



Hazard & Exposure



Vulnerability



Lack of Coping Capacity



Natural



Human



Socio-Economic



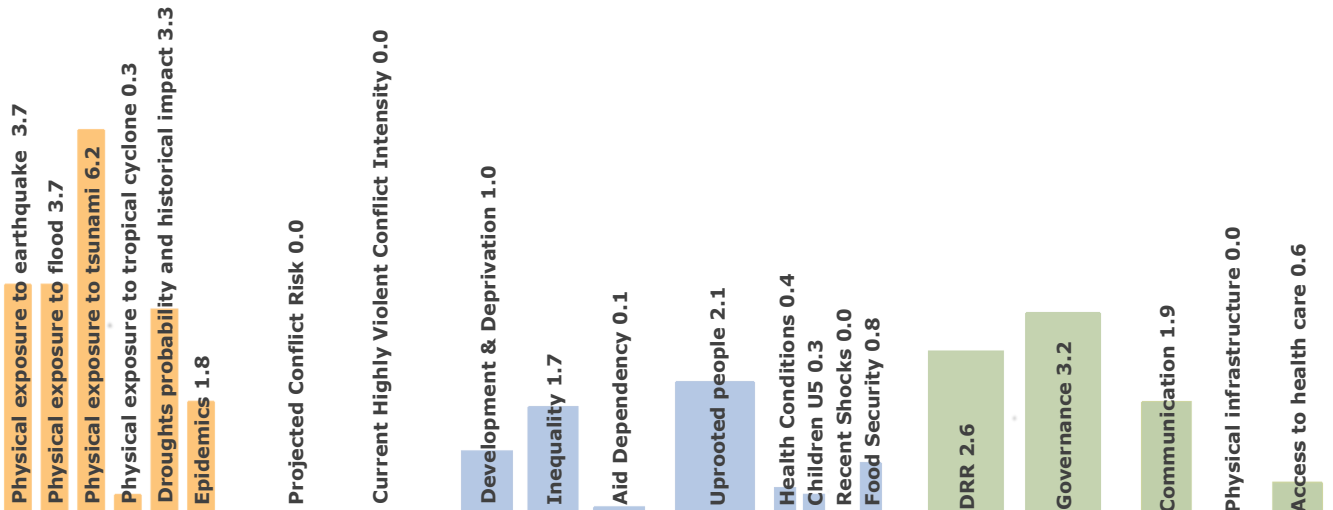

Vulnerable Groups



Institutional



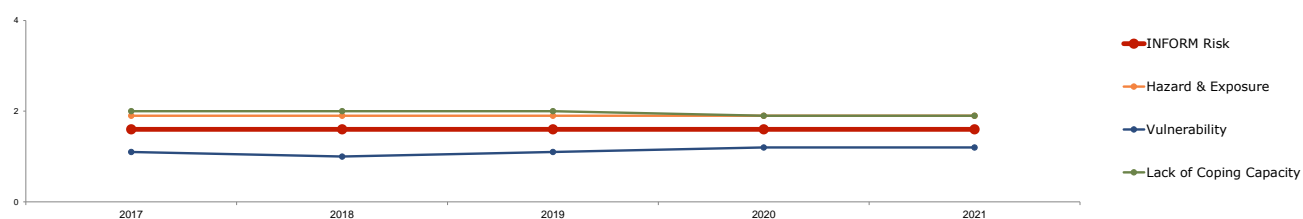
Infrastructure



RISK INDICATORS

	Indicator	Component	Index	Value	Unit
HIGHEST 5 RISK INDICATORS	Physical exposure to Tsunami	Tsunami	6.2	0.00	Average annual population exposed per country
	Physical exposure to earthquake MMI VI	Earthquake	6.0	37315.04	Average annual population exposed per country
	Agriculture drought probability	Drought	5.6	0.17	Average annual events per country
	Mobile cellular subscriptions	Communication	4.3	116.25	per 100 people
	Corruption Perception Index	Governance	3.8	44.00	Index
LOWEST 5 RISK INDICATORS	Drinking water	Physical Connectivity	0.0	100.00	%
	Sanitation	Physical Connectivity	0.0	84.31	%
	Access to electricity	Communication	0.0	100.00	%
	Prevalence of Undernourishment	Other Vulnerable Groups	0.0	2.40	Index
	People affected by Natural Disasters	Other Vulnerable Groups	0.0		

TRENDS



Natural

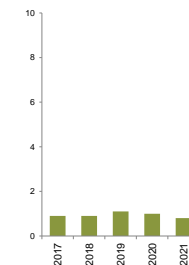
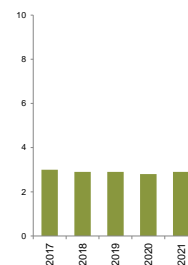
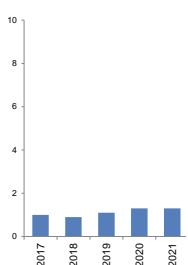
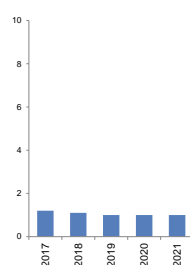

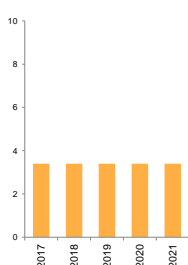
Human

Socio-economic

Vulnerable groups

Institutional

Infrastructure



GLOBAL PEERS

Country	INFORM Risk	Hazards & Exposure	Vulnerability	Lack of Coping Capacity
Austria	1.7	1.3	2.6	1.5
New Zealand	1.7	2.5	1.0	1.8
Slovakia	1.6	1.5	1.0	2.7
Portugal	1.6	1.9	1.2	1.9
Latvia	1.5	1.2	1.1	2.6
Ireland	1.5	1.2	1.5	1.8
Sweden	1.4	0.6	3.1	1.4

REGION AND INCOME GROUP CONTEXT

