

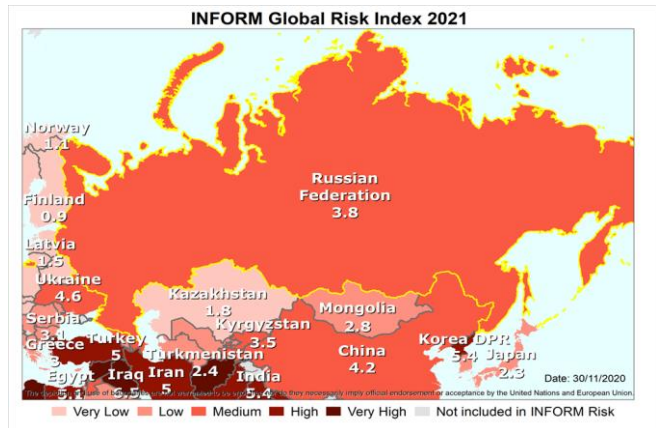
RUSSIAN FEDERATION

Eastern Europe
High income: nonOECD

INFORM Risk Country Risk Profile

VERSION 2021

	Value	Rank	Trend (3 years)
INFORM Risk	3.8	89	→
Hazard & Exposure	6.1	28	↓
Vulnerability	2.0	143	→
Lack of Coping Capacity	4.5	87	→



RISK PROFILE


INFORM Risk



Hazard & Exposure




Vulnerability



Lack of Coping Capacity



Natural



Human



Socio-Economic



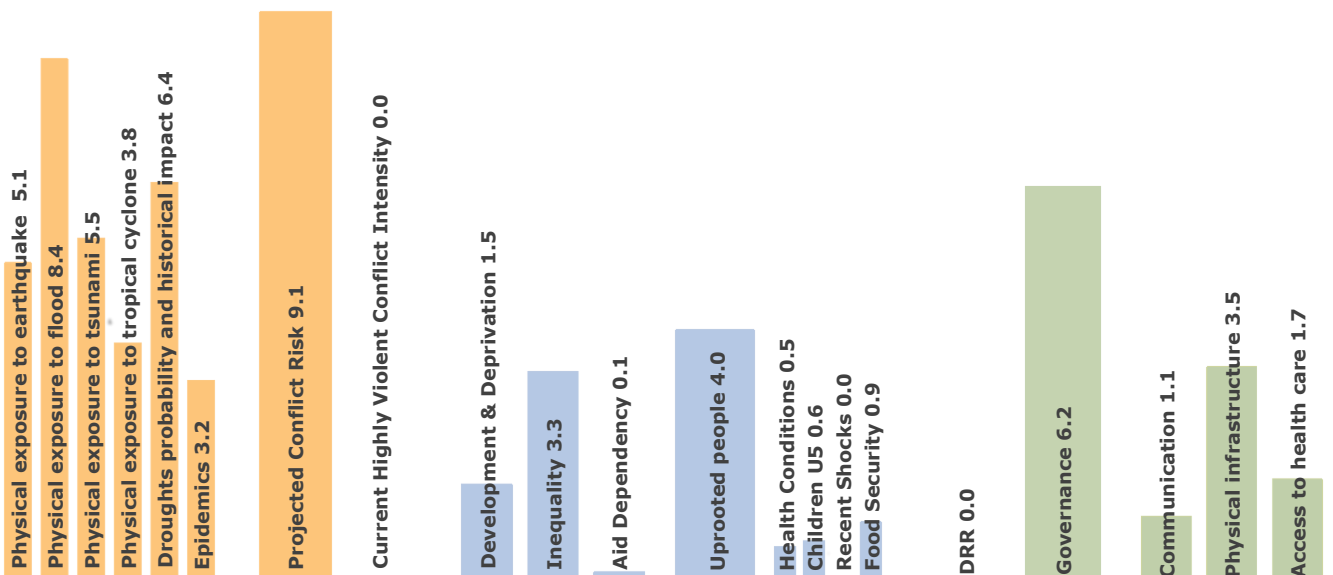

Vulnerable Groups



Institutional



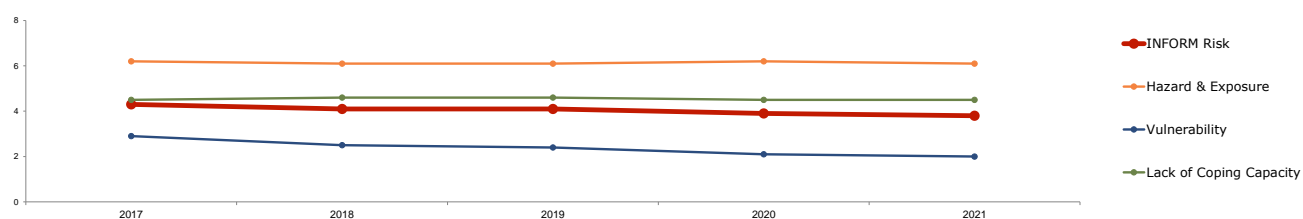
Infrastructure



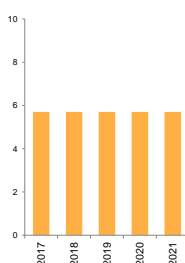
RISK INDICATORS

	Indicator	Component	Index	Value	Unit
HIGHEST 5 RISK INDICATORS	Current High Violent Conflict Intensity Score	Current Conflicts Intensity	9.1		
	Road density	Physical Connectivity	#N/A	#N/A	#N/A
	Physical exposure to Flood	Flood	8.4	No data	Average annual population exposed per country
	Agriculture drought probability	Drought	7.4	No data	Average annual events per country
	Corruption Perception Index	Governance	7.2	59.00	Index
LOWEST 5 RISK INDICATORS	Access to electricity	Communication	0.0	100.00	%
	Prevalence of Undernourishment	Other Vulnerable Groups	0.0	5.70	Index
	People affected by Natural Disasters	Other Vulnerable Groups	0.0		
	People requiring interventions against neglected tropical diseases	Other Vulnerable Groups	0.0	4.00	%
	Humanitarian & Development Aid	Economical Dependency	0.0		

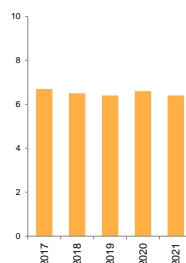
TRENDS



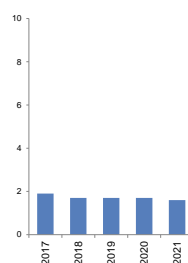
Natural



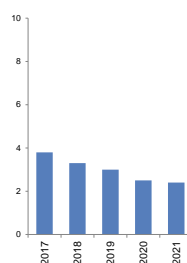
Human



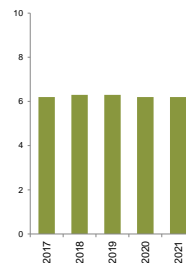
Socio-economic



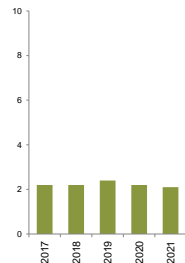
Vulnerable groups



Institutional



Infrastructure



GLOBAL PEERS

Country	INFORM Risk	Hazards & Exposure	Vulnerability	Lack of Coping Capacity
Georgia	3.9	4.0	4.6	3.2
Namibia	3.9	2.5	4.9	5.0
Equatorial Guinea	3.8	2.4	3.2	7.2
Russian Federation	3.8	6.1	2.0	4.5
Sri Lanka	3.8	4.4	3.1	4.0
Eswatini	3.7	1.8	5.3	5.4
Dominican Republic	3.7	4.8	2.4	4.5

REGION AND INCOME GROUP CONTEXT

