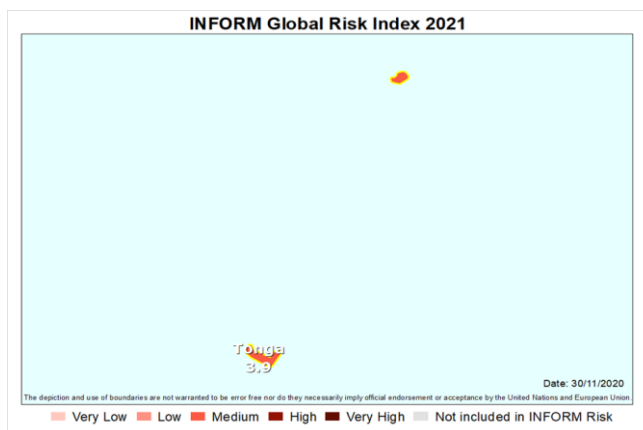


TONGA

Polynesia
Upper middle income

| | Value | Rank | Trend (3 years) |
|--------------------------------|------------|------------|-----------------|
| INFORM Risk | 3.9 | 84 | → |
| Hazard & Exposure | 3.0 | 98 | → |
| Vulnerability | 4.6 | 60 | → |
| Lack of Coping Capacity | 4.2 | 104 | → |



RISK PROFILE

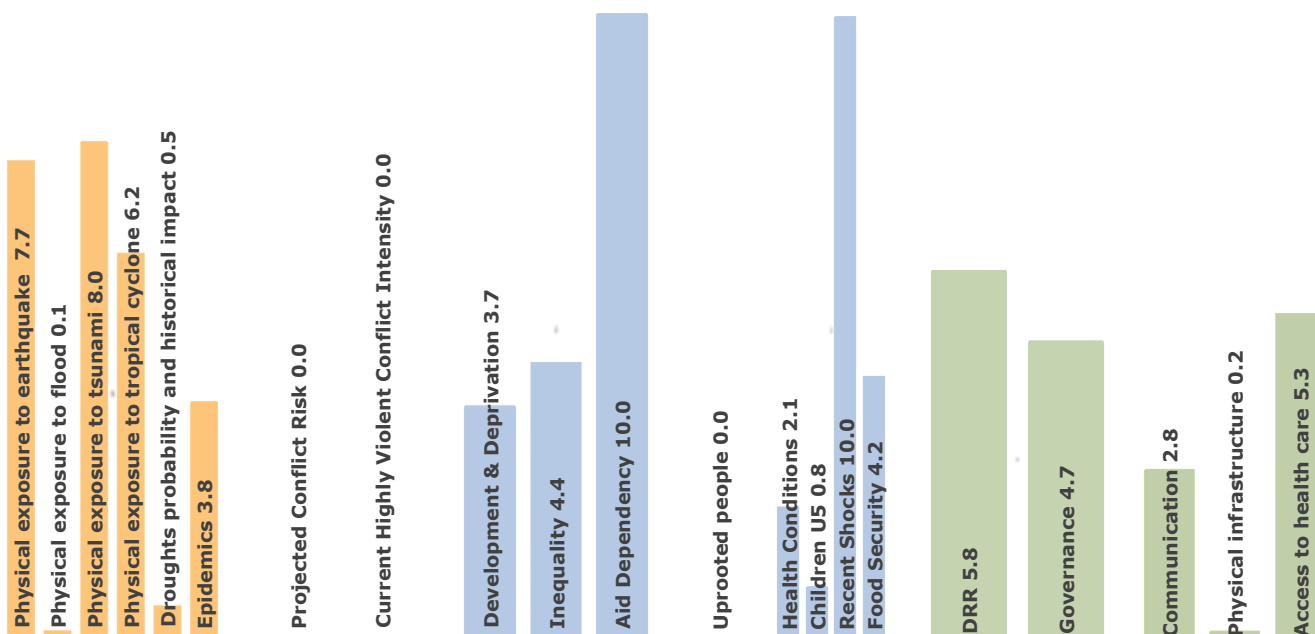
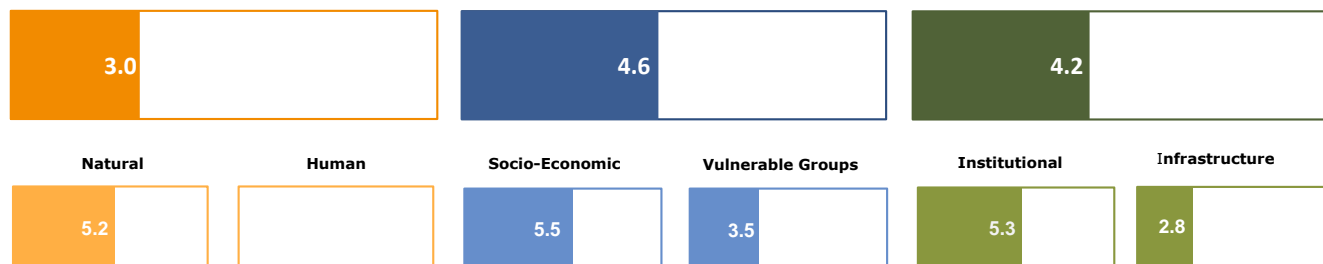
INFORM Risk



Hazard & Exposure

Vulnerability

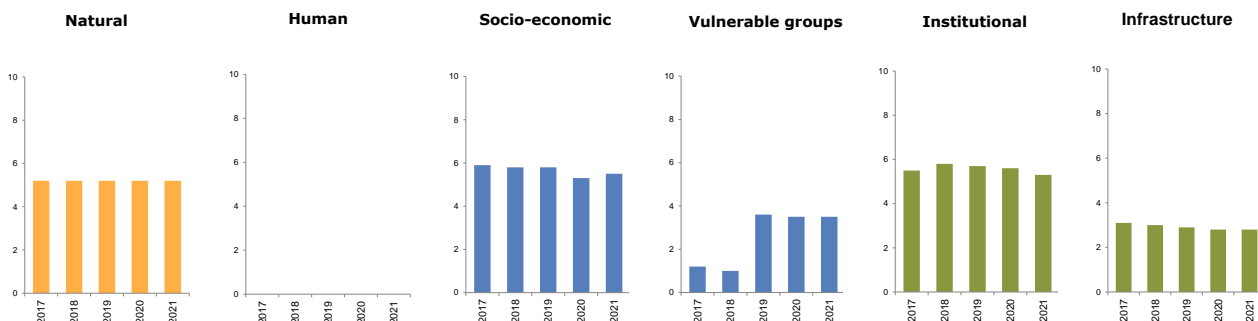
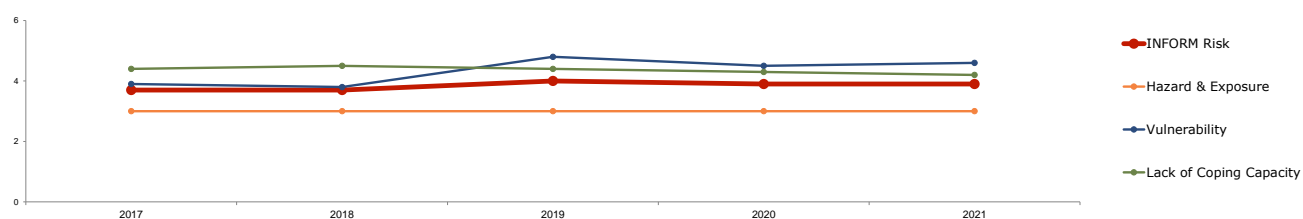
Lack of Coping Capacity



RISK INDICATORS

| | Indicator | Component | Index | Value | Unit |
|---------------------------|---|-----------------------------|-------|-------|----------|
| HIGHEST 5 RISK INDICATORS | Humanitarian & Development Aid | Economical Dependency | 10.0 | | |
| | Net ODA received (% of GNI) | Economical Dependency | 10.0 | 5.51 | % of GNI |
| | Volume of remittances | Economical Dependency | 10.0 | 8.40 | % of GDP |
| | People affected by Natural Disasters | Other Vulnerable Groups | 10.0 | | |
| | Health expenditure per capita | Access to health care | #N/A | #N/A | #N/A |
| LOWEST 5 RISK INDICATORS | Drinking water | Physical Connectivity | 0.0 | 65.13 | % |
| | Prevalence of Undernourishment | Other Vulnerable Groups | 0.0 | 20.70 | Index |
| | Total persons of concern | Uprooted people | 0.0 | | |
| | GCRI Internal Conflict Score | Projected Conflict Risk | 0.0 | | |
| | Current High Violent Conflict Intensity Score | Current Conflicts Intensity | 0.0 | | |

TRENDS



GLOBAL PEERS

| Country | INFORM Risk | Hazards & Exposure | Vulnerability | Lack of Coping Capacity |
|-------------------|-------------|--------------------|---------------|-------------------------|
| Ghana | 4.0 | 2.9 | 4.2 | 5.1 |
| Algeria | 3.9 | 4.8 | 2.9 | 4.4 |
| Comoros | 3.9 | 1.6 | 5.3 | 7.1 |
| Tonga | 3.9 | 3.0 | 4.6 | 4.2 |
| Georgia | 3.9 | 4.0 | 4.6 | 3.2 |
| Namibia | 3.9 | 2.5 | 4.9 | 5.0 |
| Equatorial Guinea | 3.8 | 2.4 | 3.2 | 7.2 |

REGION AND INCOME GROUP CONTEXT

