

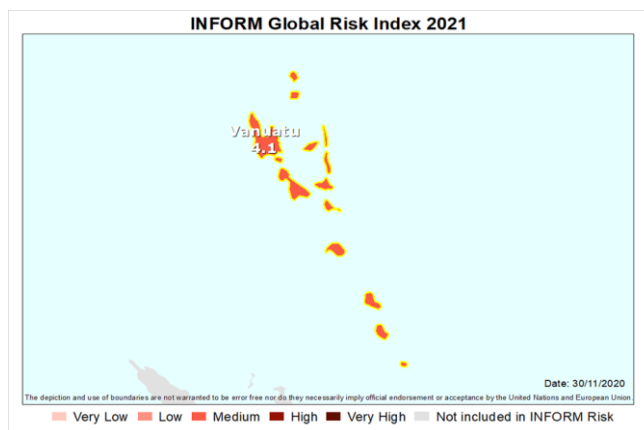
VANUATU

Melanesia
Lower middle income

INFORM Risk Country Risk Profile

VERSION 2021

	Value	Rank	Trend (3 years)
INFORM Risk	4.1	76	→
Hazard & Exposure	3.3	90	→
Vulnerability	3.7	84	→
Lack of Coping Capacity	5.6	53	→



RISK PROFILE

INFORM Risk



Hazard & Exposure

Vulnerability

Lack of Coping Capacity



Natural

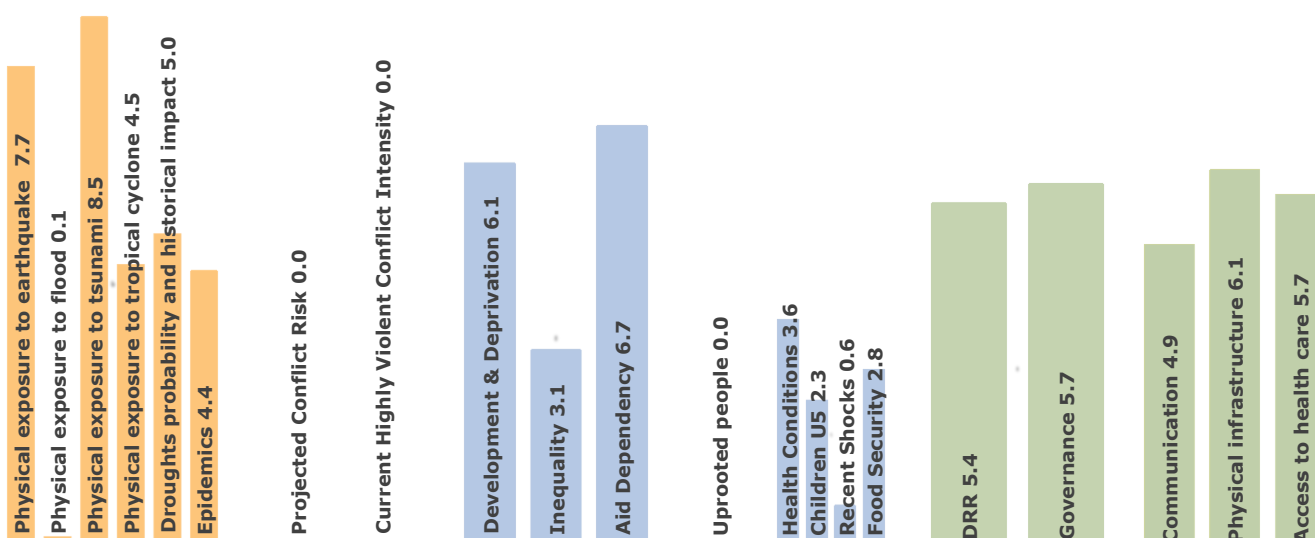



Human

Socio-Economic

Vulnerable Groups

Institutional

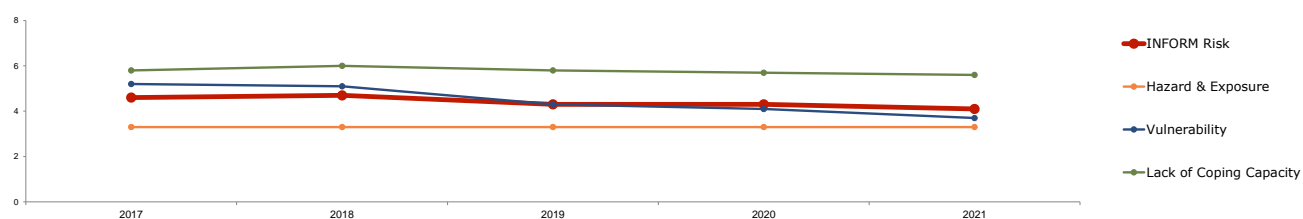
Infrastructure



RISK INDICATORS

	Indicator	Component	Index	Value	Unit
HIGHEST 5 RISK INDICATORS	Agriculture drought probability	Drought	10.0	0.36	Average annual events per country
	Humanitarian & Development Aid	Economical Dependency	10.0		
	People requiring interventions against neglected tropical diseases	Other Vulnerable Groups	10.0	284095.00	%
	Health expenditure per capita	Access to health care	#N/A	#N/A	#N/A
	Physicians Density	Access to health care	#N/A	#N/A	#N/A
LOWEST 5 RISK INDICATORS	Total persons of concern	Uprooted people	0.0		
	GCRI Internal Conflict Score	Projected Conflict Risk	0.0		
	Current High Violent Conflict Intensity Score	Current Conflicts Intensity	0.0		
	Physical exposure to zoonoses	Epidemic	0.0		
	Frequency of drought events	Drought	0.0	0.00	Average annual events per country

TRENDS



Natural

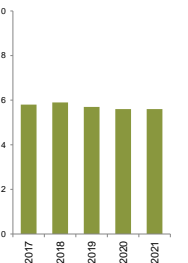
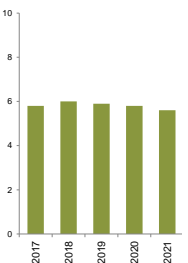
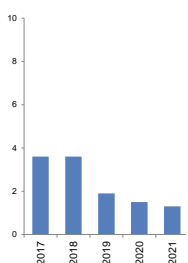
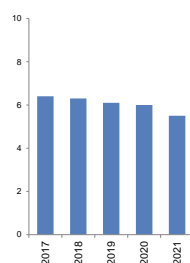

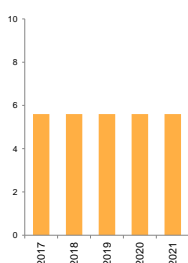
Human

Socio-economic

Vulnerable groups

Institutional

Infrastructure



GLOBAL PEERS

Country	INFORM Risk	Hazards & Exposure	Vulnerability	Lack of Coping Capacity
Bolivia	4.2	4.3	3.2	5.3
Gabon	4.2	3.5	3.5	6.0
Benin	4.1	2.2	4.8	6.7
Vanuatu	4.1	3.3	3.7	5.6
Ecuador	4.1	4.7	3.8	4.0
Lao PDR	4.0	3.0	3.6	6.0
Morocco	4.0	3.9	3.3	4.8

REGION AND INCOME GROUP CONTEXT

