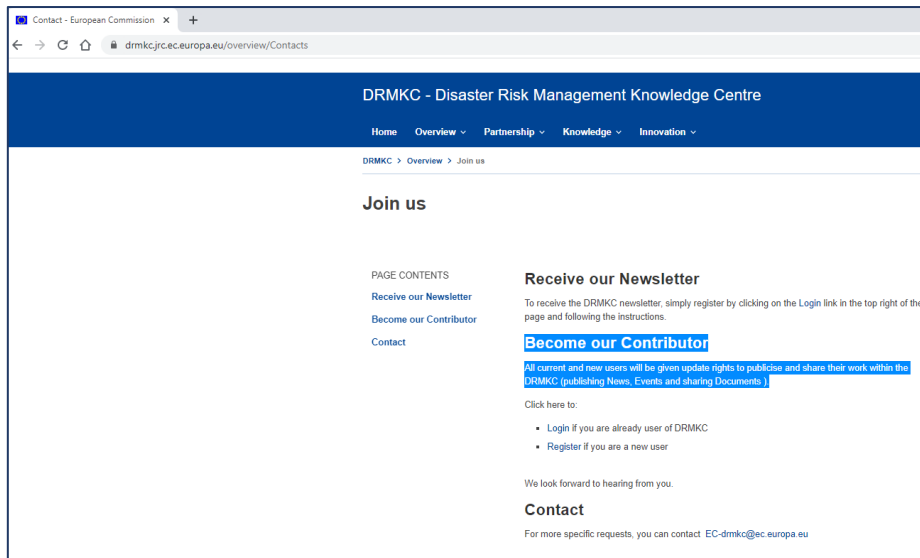


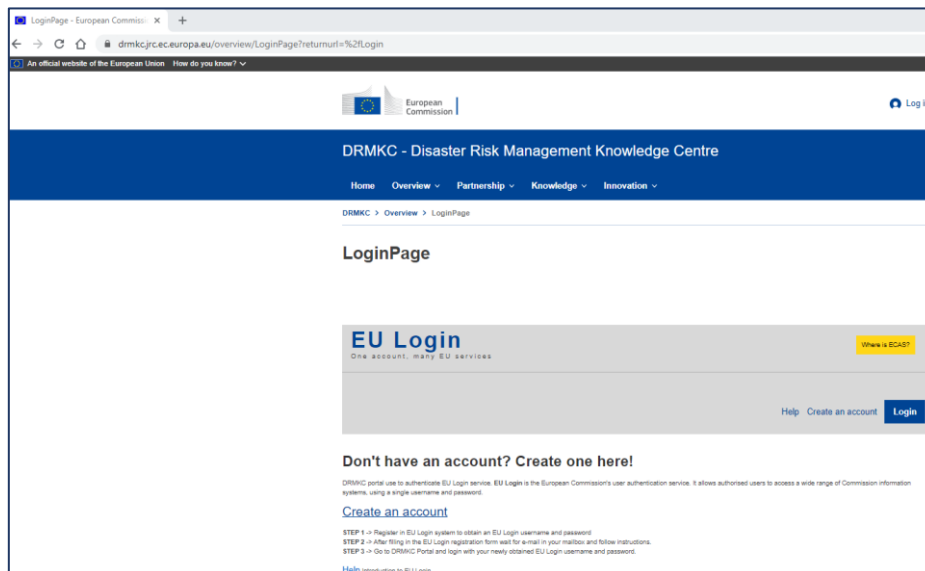
Dear DRMKC member/user/follower,

This quick guide is intended to explain you how you can freely contribute to the “News”, “Events” and “Publications” sections of DRMKC website, sharing info about your DRM-related activities with our long list of DRMKC subscribers.

If you have not yet requested the “contributor” status, you can do so at the following link: [DRMKC > Overview > Join us](#), as shown in the figure below.



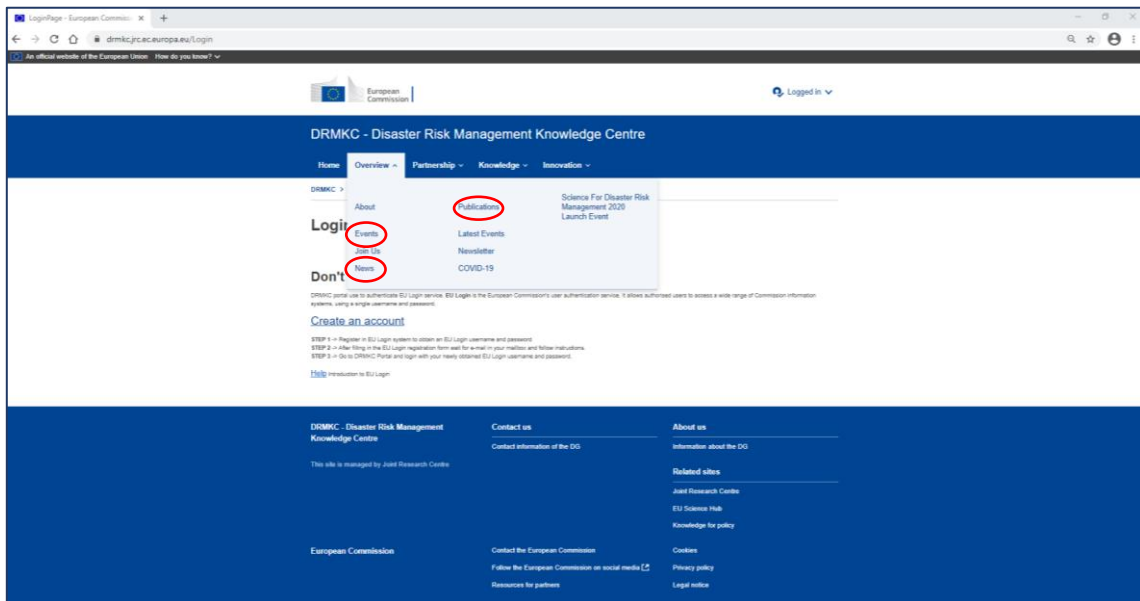
Once you are a registered user, you can [Login through this page](#) (see picture below).




You will be redirected to the “Logged in” version of DRMKC website:



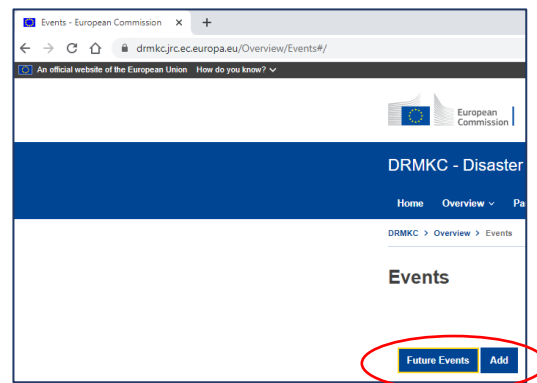
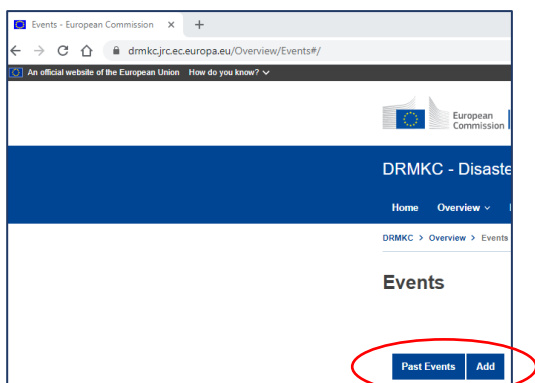
The three sections to which you can contribute with your contents, sharing them with our large DRM community are highlighted below:



In the “Logged in” version of DRMKC website, once clicking on each of the sections in question, you will find an “Add” button, which will direct you to the simple, guided procedure to add your contents (see below an example for the “News” section).



For the case of “Events”, you can add both, **past** and **future** events, simply clicking on the relative button and switching to the case of interest:



The following picture shows an example of the basic information requested for the case of “Events”. Once filled all the relevant fields (not all of them are required), you click on “Save” and your information will appear on DRMKC website for everyone to read about it.

### Events

Title\*

This field is required. This field is required.

Description

↶ ↷ **B** *I*

0 WORDS POWERED BY TINY

Event Location

Link

From

2021-04-13 09:26

To

2021-04-13 09:26

Add Terms

Add Categories

Outcomes

↶ ↷ **B** *I*

0 WORDS POWERED BY TINY